



NSW U

U

U

U

U

U

U

U

U

U

U

U

U

U

U

☒

•

P



S

S

S

S



P

P

S

S



s o o S u e u e

S P S

S



Su sso o es

S

S

ss e su sso ur e

r o

sæss e er e

e

S

e

S

YS

S

sæss e e

Y

P

S

S

P

P


S

P


S

P

S




|



P P

|

--	--



	S	_____					

	S	_____					

Subsequent to assessment of the

error or the subsequent

-
-
-
-

Any variations to the above will be explicitly stated in the Case Outline of a given case for assessment

S

See also

S

⊠

S P Y