













14

?

1 I want to do

Look at the picture cues below and make sentences using - . Number 1 has been done for you.

<p>1.</p> 	<p>2.</p> 	<p>3.</p> 	<p>4.</p> 
<p>5.</p> 	<p>6.</p> 	<p>7.</p> 	<p>8.</p> 
<p>9.</p> 	<p>10.</p> 	<p>11.</p> 	<p>12.</p> 

2 He/She wants to do

Do the same as above. However, this time we are talking about someone else's wants, and thus we make sentences using - . Number 1 has been done for you.

- | | | |
|----|---|-----|
| 1. | . | 7. |
| 2. | | 8. |
| 3. | | 9. |
| 4. | | 10. |
| 5. | | 11. |
| 6. | | 12. |

3 THE OVERSEAS STUDENTS

This is a reading comprehension exercise. The table below gives five different categories of information about five Korean students who are planning to study overseas. The five categories are 1) the country in which they're going to study, 2) their study major, 3) their home town in Korea, 4) the major foreign language they speak, and 5) the university they attend in Korea. Your task is to consult the table and the information it contains in order to fill in the blanks in the sentences that follow.

Example

.....

. =

4 I'm going to

What are you going to do tomorrow, next week, next year? Look at the time words at the beginning of the following sentences and complete them accordingly using -() .

1.

2.

3.

4.

5. ≡

6.

7.

8. 10 ≡

9. 12 ≡

10.

11. 3 ≡

5 WHAT DID YOU DO YESTERDAY?

This is a questionnaire exercise. Firstly, write a list of up to nine activities that comprised your daily routine yesterday. They can be any things, and they needn't be consecutive actions. Next, form a group of three students, and exchange information on what you all did, linking the different actions using VST- , VST -() as appropriate.

	Yourself	Partner1	Partner2
1.			
2.			
3.			
4.			
5.			
6.			
7.			
8.			
9.			

6 At parties

See how many different activities you can think of for each of the following situations.

Example

AT PARTIES, I

Response

—

,

Now try these. To help you along, here's a checklist drawn from the verbs you've had to date: u've had to L d O J C

7 I WANT TO ...

This is a questionnaire activity to help you to express your likes and dislikes. Form a small discussion group and ask each other questions that follow from the cue words below. You may have to use your imagination to ask interesting and meaningful questions, AND DON'T FORGET TO ASK FOLLOW-UP QUESTIONS!

Example				
Cue word				
Question	.			
Responses	,	. or	,	.

And when you finish, relate to the class how the other members of your group responded as follows:

Example				
...	.			

	1	2	3	4
<div style="margin-bottom: 20px;">-</div> <div style="margin-bottom: 20px;">/</div>				

8 I want to do but

9 QUESTIONNAIRE

SCHOOLDAYS: Below is a questionnaire about the things you liked and didn't like when you were at primary and secondary school. Form a small group and ask each other the questions below.

- ?
- ?
- ? ?
- ? ?
- 双 ?
- ? ? ?
- ?
- ?